

Requirements for Smoke/Carbon Monoxide & Fire Extinguisher Certification

In order to successfully pass the inspection, your property will need to meet all regulations mandated by the state and municipality. These requirements are detailed below and specifically refer to smoke detectors, carbon monoxide detectors, and fire extinguishers.

Please consult these requirements and contact Parsippany Fire Prevention with any and all questions or concerns prior to your appointment. If your property does not adequately meet these requirements you will **fail and be required to schedule a re-inspection** (with a \$50 re-inspection fee). Your property must pass inspection prior to closing or rental, or you will receive a penalty for non-compliance.

Please note: The property owner OR realtor must be present at the time of the inspection, and payment is due at the time of the inspection.

FEE SCHEDULES

After completing the Application for Smoke/Carbon Monoxide & Fire Extinguisher Certification, please mail, fax, or drop off the form. Your inspection fee is determined by counting the number of business days from the day we receive your application until your closing date. Fees are as follows.

Request for Residential Smoke Detector/Carbon Monoxide Detector/Fire Extinguisher Inspections:

1. Request for a CSDCMDC received more than ten (10) business days prior to the change of occupancy: \$50.00
2. Request for a CSDCMDC received four (4) to ten (10) business days prior to the change of occupancy: \$75.00
3. Request for a CSDCMDC received fewer than four (4) business days prior to the change of occupancy: \$125.00
4. Re-inspection Fee for CSDCMDC: \$50.00

Payment by check or money order at time of inspection to: Township of Parsippany-Troy Hills

SMOKE DETECTOR REQUIREMENTS

Please refer to the following requirements based on the year that your house was last modified or built. Consult the year/code prior to the year of your last house modification or building date. For instance, a house built in 1988 would need to meet requirements for the year 1987.

YEAR*	CODE	REQUIREMENTS
1978	1216.3.3	Minimum of 1 detector installed by AHJ Additional 1 detector in basement No interconnection required
1981	1716.3.4	Minimum of 1 detector installed by AHJ Additional 1 detector in basement No interconnection required
1984	1716.3.3	Detector outside bedrooms Detector on each story including basement For split levels, one detector on upper level Interconnection required
1987	1018.3.5	Detector required outside bedrooms Detector on each story including basement For split levels, one detector on upper level Interconnection required
1990	1018.3.2	Detector required in all bedrooms Detector required outside the bedrooms Detectors required on each level, including basement For split levels, one detector is sufficient on the upper level Interconnection required
1993	919.3.2	Detector required in all bedrooms Detector required in the immediate vicinity of the bedrooms Detectors required on each level, including basement For split levels, one detector is sufficient on the upper level Interconnection required Battery backup required

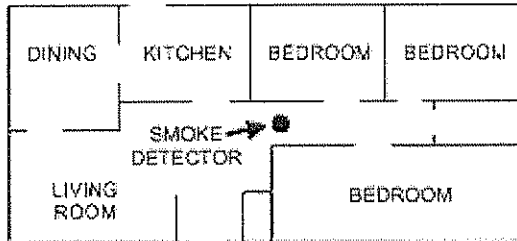
Regardless of year:

- 1) System must be maintained as installed.
- 2) If system is monitored by a central station, a test report is required on day of inspection.

Please consult the following diagrams, which show where detectors are required for certain houses:

CENTRALIZED BEDROOMS

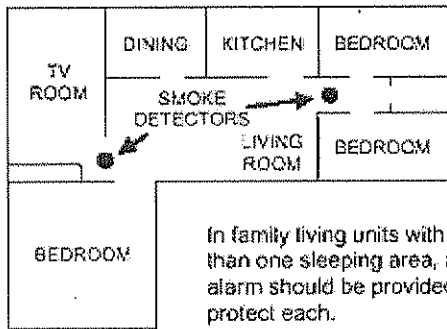
If all the bedrooms in your house are located in one centralized area.



A smoke alarm should be located between the sleeping area and the rest of the family living unit.

NON-CENTRALIZED BEDROOMS

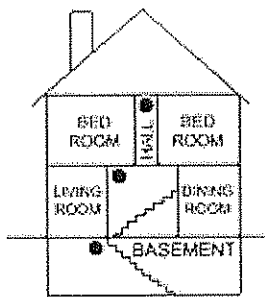
If all the bedrooms in your house are not located in one centralized area.



In family living units with more than one sleeping area, a smoke alarm should be provided to protect each.

MULTI-LEVEL HOMES

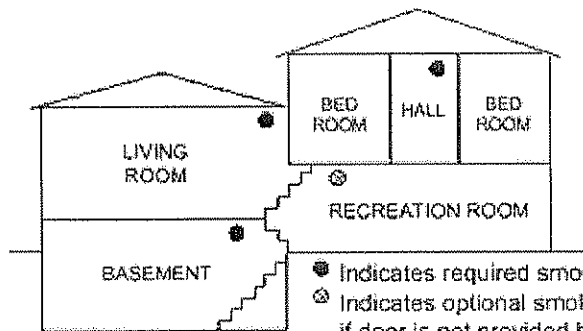
If you have a multi-level house.



A smoke detector should be located on each story.

OPEN ROOM ACCESS HOMES

If you have a multi-level house with open room access.



● Indicates required smoke detector
 ⊙ Indicates optional smoke detector if door is not provided between Living and Recreation Rooms

CARBON MONOXIDE REQUIREMENTS

Proper placement of a carbon monoxide detector is important. If you are installing only one carbon monoxide detector, the Consumer Product Safety Commission (CPSC) recommends that it be **located near the sleeping area**, such as a common hallway, where it can wake you. Additional detectors on every level and in every bedroom of a home provide extra protection.

When considering where to place a carbon monoxide detector, keep in mind that although carbon monoxide is roughly the same weight as air, it is produced from incomplete combustion of heating and cooking appliances. If this is the case, carbon monoxide will rise with the warmer air.

Homeowners should remember not to install carbon monoxide detectors directly above or beside fuel-burning appliances since they can emit a small amount of carbon monoxide upon start-up.

FIRE EXTINGUISHER REQUIREMENTS

The requirements for the type and placement of the extinguishers are as follows:

- 1) At least one portable fire extinguisher shall be installed in all one- and two-family dwellings (except seasonal rental units) upon change of occupancy.
- 2) The extinguisher shall be listed, labeled, charged, and operable.
- 3) The size shall be no smaller than 2A:10B:C, rated for residential use.
- 4) The hangers or brackets supplied by the manufacturer must be used.
- 5) In a galley kitchen without wall space, the extinguisher must be located within 10 feet of the kitchen and must be clearly visible.
- 6) The top of the extinguisher must not be more than 5 feet above the floor.
- 7) The **extinguisher must be visible from the kitchen** and in a readily accessible location, free from being blocked by furniture, storage, cabinets, or other items.
- 8) The extinguisher must be near a room exit or travel path that provides an escape route to the exterior.
- 9) The extinguisher must be accompanied by an owner's manual or written information regarding the operation, inspection, and maintenance of the extinguisher.
- 10) The extinguisher must be installed with the operating instructions clearly visible.